CIF

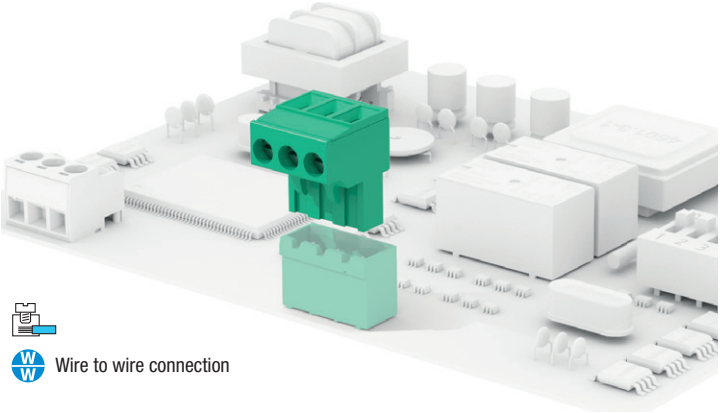

Wire to wire connection

Your drawings and notes

General data

Dimensional class:	medium
Standard colour:	green
Pitches:	metric 5, 7.5, 10 mm (.197, .295, .394 in) imperial 5.08, 7.62, 10.16 mm (.200, .300, .400 in)
Screw dimension:	M3
Recommended/highest tightening torque:	0.5/0.6 Nm (4.42/5.30 lbf·in)
Stripping length:	6 ÷ 7.5 mm (.24 ÷ .30 in)
Operating temperature range:	-40 °C ÷ +105 °C (-40 °F ÷ +221 °F)
Contact resistance:	<15 mΩ
Insulation resistance:	>10^9 Ω (500V DC)
Insulating material group:	I (CTI ≥ 600V)

Certifications

UL (n. E167473)
300 V - 15 A - 30÷12 AWG - 7 lbf·in for 5 mm, 5.08 mm, 7.5 mm and 7.62 mm pitch
600 V - 15 A - 30÷12 AWG - 7 lbf·in for 10 mm and 10.16 mm pitch

VDE (n. 40027448)
250 V - 16 A - 2.5 mm² - T100 - 2,5kV - 2 for 5 mm and 5.08 mm pitch
500 V - 16 A - 2.5 mm² - T100 - 4kV - 2 for 7.5 mm and 7.62 mm pitch
750 V - 16 A - 2.5 mm² - T100 - 6kV - 2 for 10 mm and 10.16 mm pitch

IMQ (n. EM672)
300 V - 12 A - 2.5 mm² - T110 - 4kV - III/2 for 5 mm and 5.08 mm pitch
600 V - 12 A - 2.5 mm² - T110 - 6kV - III/2 for 7.5 mm and 7.62 mm pitch
1000 V - 12 A - 2.5 mm² - T110 - 8kV - III/2 for 10 mm and 10.16 mm pitch

CSA (n. LR102896)
300 V - 15 A - 30÷12 AWG for 5 mm, 5.08 mm, 7.5 mm and 7.62 mm pitch
600 V - 15 A - 30÷12 AWG for 10 mm and 10.16 mm pitch

Application values for end-use equipment have to be in accordance to norms and applicable to it. The certifications of some product's versions could be pending, for more detailed and updated data please refer to our web site **www.sauro.net** or your representative Sales Manager

Please see "CONNECTORS COMBINATIONS"

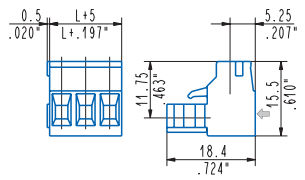

Modular female
CIF__OM1 - 2 ÷ 25 poles, 5 mm / .197" pitch
CIF__OM2 - 1 ÷ 13 poles, 10 mm / .394" pitch
CIF__OM5 - 2 ÷ 25 poles, 5.08 mm / .200" pitch
CIF__OM6 - 1 ÷ 13 poles, 10.16 mm / .400" pitch

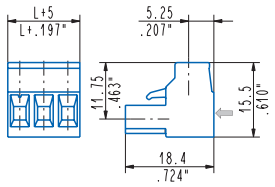

Side stackable female
CIF__001 - 2 ÷ 25 poles, 5 mm / .197" pitch
CIF__003 - 2 ÷ 12 poles, 7.5 mm / .295" pitch
CIF__002 - 2 ÷ 13 poles, 10 mm / .394" pitch
CIF__005 - 2 ÷ 25 poles, 5.08 mm / .200" pitch
CIF__007 - 2 ÷ 12 poles, 7.62 mm / .300" pitch
CIF__006 - 2 ÷ 13 poles, 10.16 mm / .400" pitch

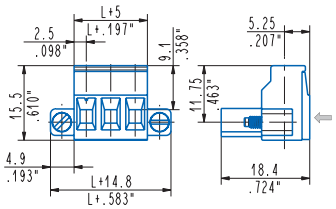

Locking screw flanges, female
CIF__0V1 - 2 ÷ 24 poles, 5 mm / .197" pitch
CIF__0V2 - 2 ÷ 12 poles, 10 mm / .394" pitch
CIF__0V5 - 2 ÷ 24 poles, 5.08 mm / .200" pitch
CIF__0V7 - 2 ÷ 12 poles, 7.62 mm / .300" pitch
CIF__0V6 - 2 ÷ 12 poles, 10.16 mm / .400" pitch

Usable with:

CIM	CIMH	CPM high	CPM/CPMH	CRM	CIMH normo	CGM	CIF-LC1
Page 73	Page 75	Page 77	Page 78	Page 79	Page 80	Page 81	Page 84



L = pitch x (poles - 1)

The drawing refers to only a pitch, please see our complete range of products by visiting our website on **www.sauro.net** or refering to your representative Sales Manager