CTF



Your drawings and notes

General data

Dimensional class:	low
Standard colour:	green
Pitches:	metric 3.5, 5, 7, 10 mm (.138, .197, .275, .394 in) imperial 3.81, 5.08, 7.62, 10.16 mm (.150, .200, .300, .400 in)
Screw dimension:	M2
Recommended/highest tightening torque:	0.2/0.25 Nm (1.77/2.21 lbf·in)
Stripping length:	5 ÷ 6 mm (.20 ÷ .24 in)
Operating temperature range:	-40 °C ÷ +105 °C (-40 °F ÷ +221 °F)
Contact resistance:	<15 mΩ
Insulation resistance:	>10^9 Ω (500V DC)
Insulating material group:	I (CTI ≥ 600V)

Certifications

UL (n. E167473)
300 V - 11 A - 30÷14 AWG - 2.7 lbf·in for 3.5 mm, 3.81 mm, 5 mm, 5.08 mm, 7 mm, 7.62 mm pitch
600 V - 11 A - 30÷14 AWG - 2.7 lbf·in for 10 mm, 10.16 mm pitch

VDE (n. 40013398)
130 V - 11A - 1 mm² - T85 - 1,5kV - III/2 for 3.5 mm and 3.81 mm pitch
250 V - 11A - 1 mm² - T85 - 2,5kV - III/2 for 5 mm and 5.08 mm pitch
450 V - 11A - 1 mm² - T85 - 4kV - III/2 for 7 mm and 7.62 mm pitch

IMQ (n. CA02.00901)
150 V - 11 A - 1.5 mm² - T110 - 2,5kV - III/3 / 300 V - 11 A - 1.5 mm² - T110 - 2,5kV - II/2 for 3.5, 3.81 mm pitch
300 V - 11 A - 1.5 mm² - T110 - 4kV - III/3 / 600 V - 11 A - 1.5 mm² - T110 - 4kV - II/2 for 5, 5.08 mm pitch
400 V - 11 A - 1.5 mm² - T110 - 6kV - III/3 / 1000 V - 11 A - 1.5 mm² - T110 - 6kV - II/2 for 7, 7.62 mm pitch
630 V - 11 A - 1.5 mm² - T110 - 8kV - III/3 / 1000 V - 11 A - 1.5 mm² - T110 - 8kV - II/2 for 10, 10.16 mm pitch

CSA (n. LR102896)
300 V - 11 A - 30÷16 AWG - 2.7 lbf·in for 3.5 mm, 3.81 mm, 7 mm and 7.62 mm pitch

Application values for end-use equipment have to be in accordance to norms and applicable to it.
The certifications of some product's versions could be pending, for more detailed and updated data please refer to our web site **www.sauro.net** or your representative Sales Manager

Please see "CONNECTORS COMBINATIONS"

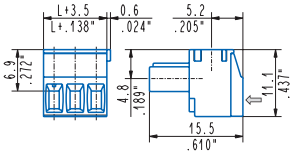

Modular female
CTF__0M8 - 2 ÷ 25 poles, 3,5 mm / .138" pitch
CTF__0M1 - 2 ÷ 18 poles, 5 mm / .197" pitch
CTF__0M9 - 1 ÷ 13 poles, 7 mm / .276" pitch
CTF__0M2 - 1 ÷ 9 poles, 10 mm / .394" pitch
CTF__0MT - 2 ÷ 25 poles, 3.81 mm / .150" pitch
CTF__0M5 - 2 ÷ 3 poles, 5.08 mm / .200" pitch
CTF__0M7 - 1 ÷ 13 poles, 7.62 mm / .300" pitch
CTF__0M6 - 1 ÷ 2 poles, 10.16 mm / .400" pitch

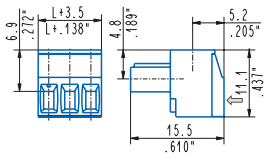

Side stackable female
CTF__008 - 2 ÷ 25 poles, 3,5 mm / .138" pitch
CTF__001 - 2 ÷ 18 poles, 5 mm / .197" pitch
CTF__009 - 2 ÷ 13 poles, 7 mm / .276" pitch
CTF__002 - 2 ÷ 9 poles, 10 mm / .394" pitch
CTF__00T - 2 ÷ 25 poles, 3.81 mm / .150" pitch
CTF__005 - 2 ÷ 3 poles, 5.08 mm / .200" pitch
CTF__007 - 2 ÷ 13 poles, 7.62 mm / .300" pitch
CTF__006 - 2 poles, 10.16 mm / .400" pitch

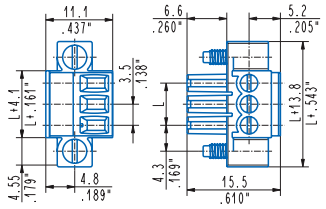

Locking screw flanges female
CTF__0V8 - 2 ÷ 23 poles, 3,5 mm / .138" pitch
CTF__0V1 - 2 ÷ 18 poles, 5 mm / .197" pitch
CTF__0V9 - 2 ÷ 12 poles, 7 mm / .276" pitch
CTF__0V2 - 2 ÷ 9 poles, 10 mm / .394" pitch
CTF__0VT - 2 ÷ 23 poles, 3.81 mm / .150" pitch
CTF__0V7 - 2 ÷ 12 poles, 7.62 mm / .300" pitch
CTF__0V6 - 2 ÷ 4 poles, 10.16 mm / .400" pitch

Usable with:

CTM	CTMH	CTM/CTMH D.	CKF-SC1
Page 62	Page 64	Page 66	Page 84