MSG

Traditional for wave soldering

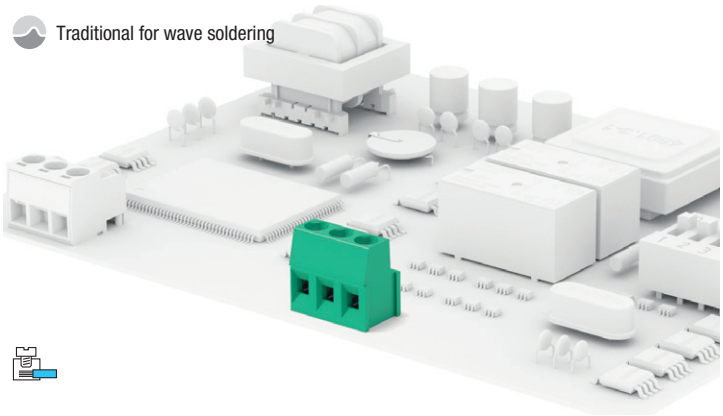

General data

Dimensional class:	medium
Standard colour:	green
Pitches:	metric 5 mm, 7.5 mm, 10 mm (.197 in, .295 in, .394 in) imperial 5.08 mm, 7.62 mm, 10.16 mm (.200 in, .300 in, .400 in)
Screw dimension:	M3
Recommended/highest tightening torque:	0.5/0.6 Nm (4.42/5.31 lbf·in)
PCB thickness:	max. 2.4 mm (.094 in)
PCB hole diameter:	min. 1.4 mm (.055 in)
Stripping length:	5.5 ÷ 6.5 mm (.22 ÷ .26 in)
Operating temperature range:	-40 °C ÷ +105 °C (-40 °F ÷ +221 °F)
Contact resistance:	<15 mΩ
Insulation resistance:	>10^9 Ω (500V DC)
Insulating material group:	I (CTI ≥ 600V)

Certifications

UL (n. E167473) *factory wiring - **field wiring
300 V - 17.5 A (*), 15A (**) - 30÷14 AWG - 7 lbf·in for 5 mm, 5.08 mm, 7.5 mm and 7.62 mm pitch
600 V - 17.5 A (*), 15A (**) - 30÷14 AWG - 7 lbf·in for 10 mm and 10.16 mm pitch

VDE (n. 40022749)
250 V - 17.5 A - T 110 - 1.5 mm² for 5 mm and 5.08 mm pitch
750 V - 17.5 A - T 110 - 1.5 mm² for 7.5 mm and 7.62 mm pitch
750 V - 17.5 A - T 110 - 1.5 mm² for 10 mm and 10.16 mm pitch

IMQ (n. EI056)
250 V - T 110 - 24 A - 2.5 mm² solid (17.5 A - 1.5 mm² stranded) for 5 mm and 5.08 mm pitch
750 V - T 110 - 24 A - 2.5 mm² solid (17.5 A - 1.5 mm² stranded) for 7.5 mm, 7.62 mm, 10 mm and 10.16 mm pitch

CSA (n. LR102896)
300 V - 17.5 A - 30÷13 AWG for 5 mm, 5.08 mm, 7.5 mm and 7.62 mm pitch
600 V - 17.5 A - 30÷13 AWG for 10 mm and 10.16 mm pitch

Application values for end-use equipment have to be in accordance to norms and applicable to it. The certifications of some product's versions could be pending, for more detailed and updated data please refer to our web site **www.sauro.net** or your representative Sales Manager

Your drawings and notes



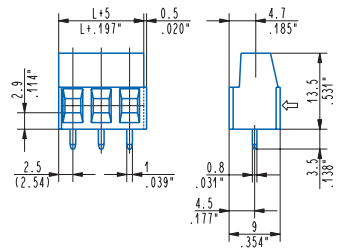

Straight, modular
MSG__001 - 2÷25 poles, 5 mm / .197" pitch
MSG__003 - 2÷5 poles, 7.5 mm / .295" pitch
MSG__002 - 1÷13 poles, 10 mm / .394" pitch
MSG__005 - 2÷25 poles, 5.08 mm / .200" pitch
MSG__007 - 2÷3 poles, 7.62 mm / .300" pitch
MSG__006 - 1÷13 poles, 10.16 mm / .400" pitch

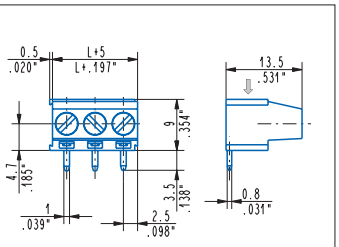

90°, modular
MSG__091 - 2÷25 poles, 5 mm / .197" pitch
MSG__093 - 2÷5 poles, 7.5 mm / .295" pitch
MSG__092 - 1÷13 poles, 10 mm / .394" pitch
MSG__095 - 2÷25 poles, 5.08 mm / .200" pitch
MSG__097 - 2÷3 poles, 7.62 mm / .300" pitch
MSG__096 - 1÷13 poles, 10.16 mm / .400" pitch

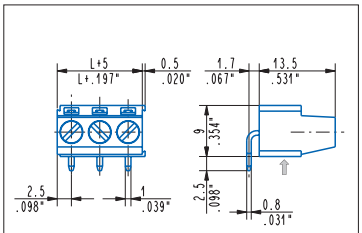

270°, modular
MSG__051 - 2÷25 poles, 5 mm / .197" pitch
MSG__053 - 2÷5 poles, 7.5 mm / .295" pitch
MSG__052 - 1÷13 poles, 10 mm / .394" pitch
MSG__055 - 2÷25 poles, 5.08 mm / .200" pitch
MSG__057 - 2÷3 poles, 7.62 mm / .300" pitch
MSG__056 - 1÷13 poles, 10.16 mm / .400" pitch

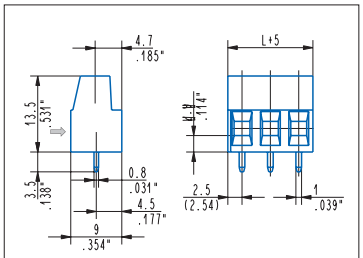

Side stackable
MSG__0A1 - 2÷25 poles, 5 mm / .197" pitch
MSG__0A2 - 2÷13 poles, 10 mm / .394" pitch
MSG__0A5 - 2÷25 poles, 5.08 mm / .200" pitch
MSG__0A6 - 2÷13 poles, 10.16 mm / .400" pitch

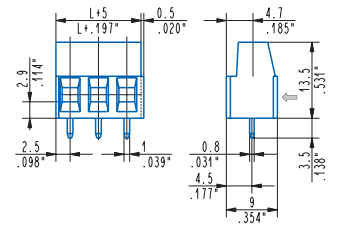

Straight, modular, short circuited
MSG__001-000C 2÷3 poles, 5 mm / .197" pitch
MSG__005-000C 2÷3 poles, 5.08 mm / .200" pitch

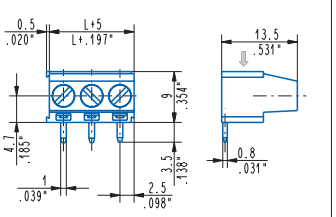

90°, modular, short circuited
MSG__091-000C 2÷3 poles, 5 mm / .197" pitch
MSG__095-000C 2÷3 poles, 5.08 mm / .200" pitch

L = pitch x (poles - 1)

The drawing refers to only a pitch, please see our complete range of products by visiting our website on **www.sauro.net** or refering to your representative Sales Manager